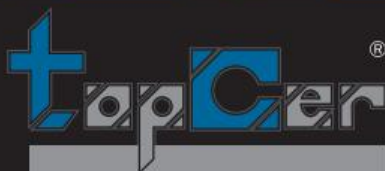


VICTORIAN DESIGNS & BORDERS



The Penny Hill Lounge, Dublin - Ireland



Indústria de Cerâmica, S.A.

ISO 9001 & ISO 14001 Certified

www.topcer.com

A Unique Line of Unglazed Porcelain Tiles



Oliver Gold Smith (The Trinity Arch Hotel) - Ireland




Rydultowy Church - Poland



Private Residence, Moscow - Russia















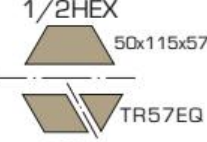


St. Patrick's Church, Lisburn - N. Ireland



St. Barnabas Cathedral, Nottingham - UK





































Designing Components

 SQUARE 146x146	 SQUARE 96x96	 4TR TRIANGLE (HALF) 93x93	 2TR TRIANGLE (QUARTER) 64x64	 1TR TRIANGLE (EIGHTH) 45x45	 HEX HEXAGON 100x115x57.5	 OCT OCTAGON 96x96	
 RECTANGLE 71x146 & 96x296	 6STP STRIP 29x146	 5STP STRIP 21x137	 3D DOT 29x29	 TR1/2D TRIANGLE 25x25	 TR1/4D TRIANGLE 20x20	 6D SQUARE 64x64	 1/2HEX 50x115x57 TR57EQ LOZ 50x100x57 LOZENGE 96x44x52

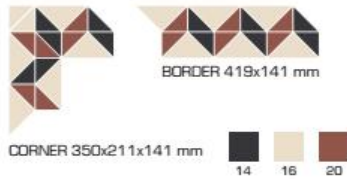
Note: Unless otherwise specified on respective design, the standard joints between the pieces in sheet mounted modules are 4 mm. All designing components are supplied in 8mm thickness.

Colours on each pattern can be customized, providing the colour in the same components is used in other designs or in stock (in general Octagons, Hexagons, Triangles, Strips and Lozenges are not available in Granite / Speckled colours).

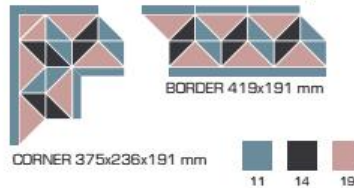
Prices of patterns with customized colours are subjected to quotation.

<p>BELFAST</p>  <p>BORDER 422x147 mm CORNER 166x166x147 mm</p>  <p>13 16 18</p>	<p>GUILFORD</p>  <p>BORDER 422x147 mm CORNER 166x166x147 mm</p>  <p>14 20 21</p>	<p>MAYFAIR</p>  <p>BORDER 422x47 mm</p>  <p>14 21</p>	<p>TALLINN</p>  <p>BORDER 422x147 mm CORNER 166x166x147 mm</p>  <p>03 04 14</p>
<p>SINTRA</p>  <p>BORDER 429x286 mm CORNER 359x359x286 mm</p>  <p>13 16 18</p>	<p>ELGIN 1</p>  <p>420x100 mm</p>  <p>04 20</p>	<p>ELGIN 2</p>  <p>420x100 mm</p>  <p>20 21</p>	<p>MONTROSE</p>  <p>403x47 mm</p>  <p>14 21</p>
<p>INVER JEDDAH*</p>  <p>BORDER 413x53 mm CORNER 107x107x53 mm</p>  <p>11 14 16 20 21</p>	<p>INVER LONDON*</p>  <p>BORDER 413x53 mm CORNER 107x107x53 mm</p>  <p>11 14 16 18</p>	<p>ESTORIL YELLOW*</p>  <p>BORDER 413x53 mm CORNER 107x107x53 mm</p>  <p>14 16 20 21</p>	<p>ESTORIL GREEN*</p>  <p>BORDER 413x53 mm CORNER 107x107x53 mm</p>  <p>14 16 18</p>
<p>STRAND</p>  <p>BORDER 422x140 mm CORNER 211x211x140 mm</p>  <p>14 16</p>	<p>STRAND with 1 strip</p>  <p>BORDER 422x190 mm CORNER 236x236x190 mm</p>  <p>14 20</p>	<p>AVEIRO</p>  <p>BORDER 422x190 mm CORNER 236x236x190 mm</p>  <p>11 16 21</p>	
<p>PORTREE BLACK</p>  <p>BORDER 422x190 mm CORNER 236x236x190 mm</p>  <p>14 16</p>	<p>PORTREE BLUE</p>  <p>BORDER 422x190 mm CORNER 236x236x190 mm</p>  <p>11 13 21</p>	<p>STRAND with 2 strips</p>  <p>BORDER 422x239 mm CORNER 260x260x239 mm</p>  <p>11 14 19</p>	

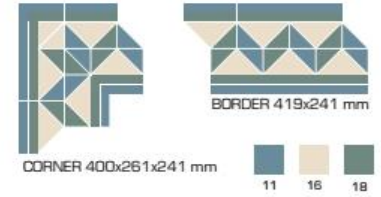
KENSINGTON



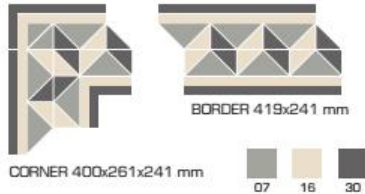
KENSINGTON with 1 strip



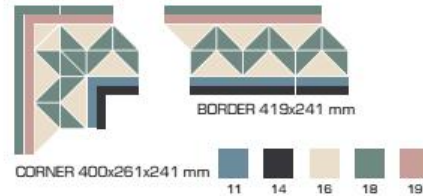
RICHMOND GREEN



BRUSSELS



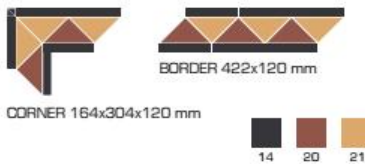
KALININGRAD



HENLEY



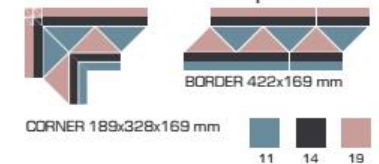
RICHMOND BLACK



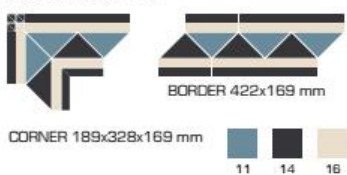
NOTTINGHAM



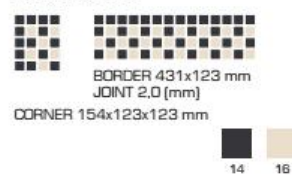
HENLEY with 2 strips



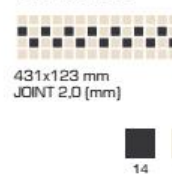
HONG KONG



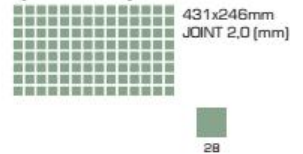
KHARKOV



LAXFORD



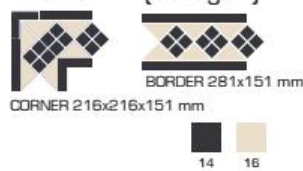
DOUBLE LAXFORD (GRANADA)



LISBON



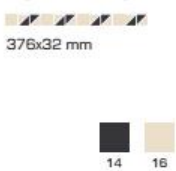
LISBON 1 (octagon)



LISBON 2 (octagon)



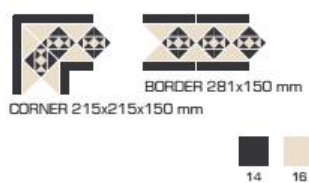
STIRLING



MUNICH 1



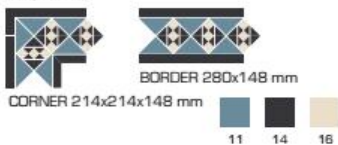
MUNICH 2



BERLIN



BONN



CUBIC YELLOW*



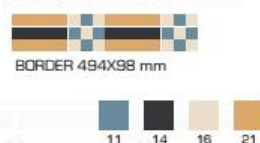
ST. SEPULCHRE



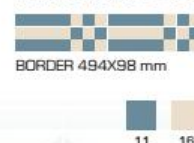
ABERDEEN*



MARVILA YELLOW



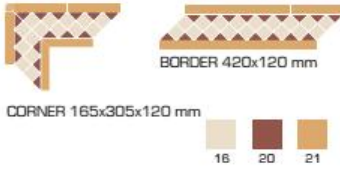
MARVILA BLUE



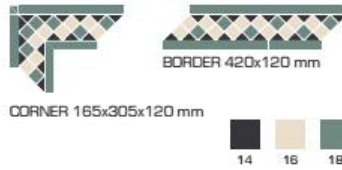
DUBLIN



BOLONHA



GENEVA



TOMAR



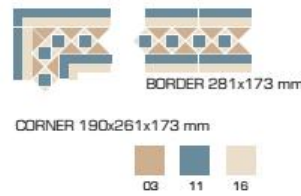
BALDONNEL with 1 strip



BALDONNEL with 2 strips



ROMA



VENEZIA



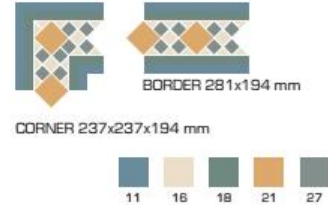
SOFIA



OXFORD



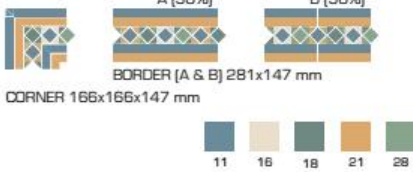
AMIENS



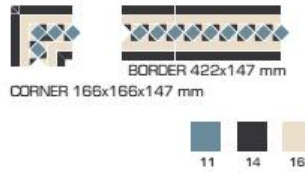
BRIGHTON



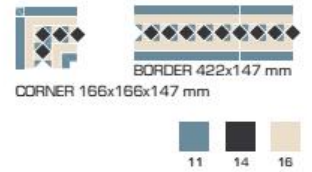
ABU DHABI



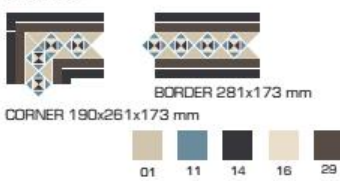
NOVGOROD



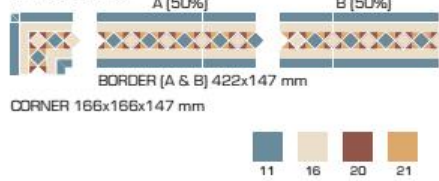
SAMARA



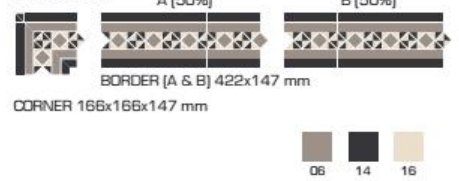
PARIS



MOSCOW



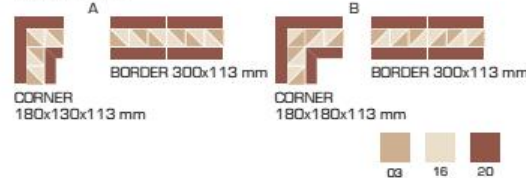
ROSTOV



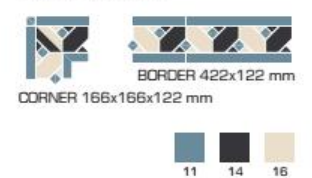
WESTMINSTER*



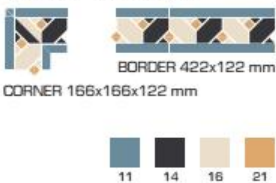
MALAGA



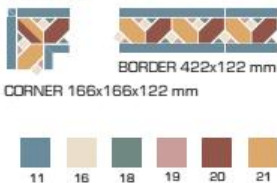
YORK BLUE



YORK YELLOW



DUBAI



MUSCAT



MANAMA



ZURICH




A (50%) B (50%)
BORDER [A & B] 422x239 mm
CORNER 260x260x239 mm




14 16 20 21

BASEL




BORDER 422x239 mm
CORNER 260x260x239 mm




01 06 29

BERN



BORDER 422x239 mm
CORNER 260x260x239 mm



14 15 16

GLASGOW



BORDER 421x169 mm
CORNER 190x331x169 mm



03 06 14 20

EDINBURG




BORDER 421x169 mm
CORNER 190x331x169 mm




03 14 16

RIGA




BORDER 421x169 mm
CORNER 190x331x169 mm




14 16 29

VILNIUS




BORDER 421x169 mm
CORNER 190x331x169 mm




14 16 29

BUDAPEST




BORDER 280x126 mm
CORNER 191x191x126 mm



14 16 21

CUBIC



BORDER 280x151 mm
CORNER 216x216x151 mm



14 16

ODESSA 1



BORDER 280x151 mm
CORNER 216x216x151 mm



01 14 29

ODESSA 2



BORDER 280x151 mm
CORNER 216x216x151 mm



03 16 20

MELBOURNE with 1 strip



BORDER 280x151 mm
CORNER 216x216x151 mm



14 16

MELBOURNE with 2 strips




A (50%) B (50%)
BORDER [A & B] 280x201 mm
CORNER 240x240x201 mm




14 16 20

ASTANA




A (50%) B (50%)
BORDER [A & B] 280x201 mm
CORNER 240x240x201 mm

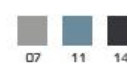


11 16 21 29

AMSTERDAM




A (50%) B (50%)
BORDER [A & B] 280x201 mm
CORNER 240x240x201 mm




07 11 14 16

LILLE




A (50%) B (50%)
BORDER [A & B] 280x201 mm
CORNER 240x240x201 mm




11 16 18 21 27

NEWCASTLE



BORDER 280x201 mm
CORNER 240x240x201 mm



14 16 20

DUNDEE




BORDER 280x201 mm
CORNER 240x240x201 mm




07 11 14 16

ORLEANS



BORDER 280x201 mm
CORNER 240x240x201 mm



11 16 18 21 27

KIEV



A (50%) B (50%)
BORDER [A & B] 280x201 mm
CORNER 240x240x201 mm



11 16 21 29

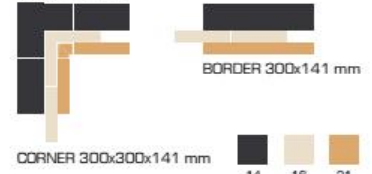
BAKU



BUCHAREST



CANNES



DOHA



MANCHESTER




MINSK



BRISTOL



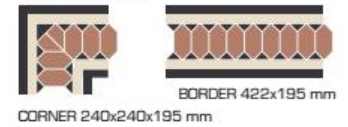
PRAGUE



SWANSEA



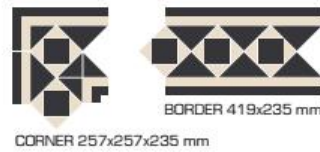
FLORENCE



POZNAN



DOVER



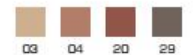
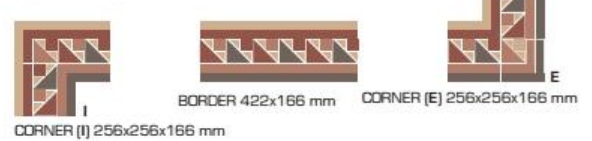
DERBY



SIENA



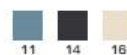
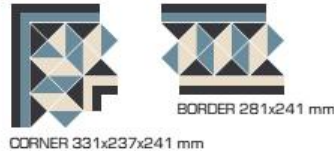
ISTANBUL



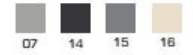
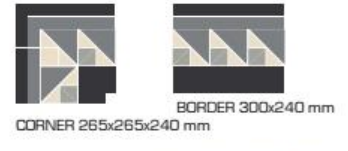
WINDSOR



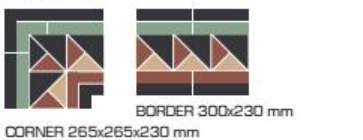
CHESTER



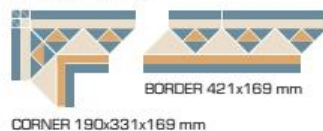
BIRMINGHAM



NIMES



AUCKLAND



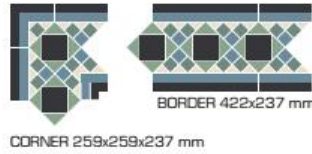
SYDNEY



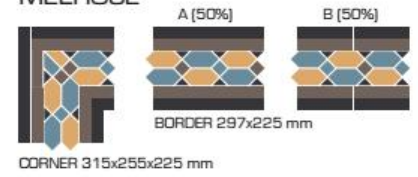
ATHENS



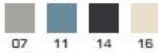
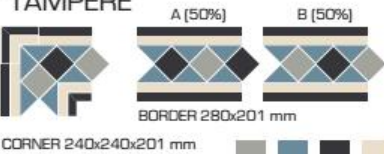
GREENWICH



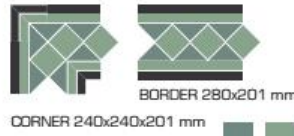
MELROSE



TAMPERE



MELBOURNE



BERGEN GREEN





PINK

GOTHENBURG



INVER JEDDAH



SHEET 294x294 mm

OCT 96x96
 LOZENGE 96x44x52
 DOT 29x29 (3D)
 TR1/4 DOT 20x20

JOINT 4,0 (mm)




BORDER 413x53 mm

CORNER 107x107x53 mm

* Strips are supplied loose

INVER LONDON



SHEET 294x294 mm

OCT 96x96
 LOZENGE 96x44x52
 DOT 29x29 (3D)
 TR1/4 DOT 20x20

JOINT 4,0 (mm)




BORDER 413x53 mm

CORNER 107x107x53 mm

* Strips are supplied loose

BELFAST



SHEET 294x294 mm

OCT 96x96
 LOZENGE 96x44x52
 DOT 29x29 (3D)


JOINT 4,0 (mm)



BORDER 422X147 mm

CORNER 166X166X147 mm

GUILFORD



SHEET 294x294 mm

OCT 96x96
 LOZENGE 96x44x52
 DOT 29x29 (3D)

JOINT 4,0 (mm)



BORDER 422X147 mm

CORNER 166X166X147 mm

ESTORIL YELLOW



SHEET 301x301 mm

LOZENGE 96x44x52
 DOT 29x29 (3D)
 TR1/2 DOT 25x25

JOINT 4,0 (mm)

ESTORIL BLUE



SHEET 301x301 mm



ESTORIL GREEN



SHEET 301x301 mm

LOZENGE 96x44x52
 DOT 29x29 (3D)
 TR1/2 DOT 25x25

JOINT 4,0 (mm)



BORDER 413x53 mm

CORNER 107x107x53 mm

* Strips are supplied loose





Private Residence, Moscow - Russia



Alex-Group Restaurant, ECE Frankfurt - Germany



Cults Hotel, Aberdeen - UK



Pub Liberty, Kaliningrad - Russia

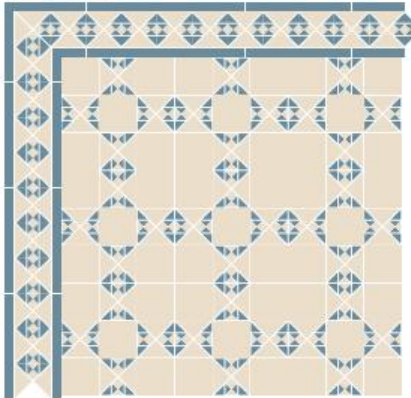


Algarve Shopping, Albufeira - Portugal



Private Residence - Finland

MUNICH 1



SHEET 300x300 mm

96x96
 2TR 64x64
 TR1/2 DOT 25x25
 TR1/4 DOT 20x20

JOINT 4,0 (mm)



CORNER 215x215x150 mm

BORDER 281x150 mm



MUNICH 2



SHEET 300x300 mm

96x96
 2TR 64x64
 TR1/2 DOT 25x25
 TR1/4 DOT 20x20

JOINT 4,0 (mm)




CORNER 215x215x150 mm

BORDER 281x150 mm



RICHMOND GREEN



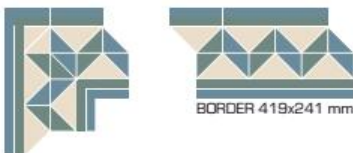
SHEET 300x300 mm

96x96
 2TR 64x64

JOINT 4,0 (mm)



SHEET 300x300 mm




CORNER 400x261x241 mm

BORDER 419x241 mm



RICHMOND BLACK



SHEET 300x300 mm

96x96
 2TR 64x64

JOINT 4,0 (mm)




SHEET 300x300 mm




CORNER 164x304x120 mm

BORDER 422x120 mm



AVEIRO



A-1



A-2



A-3

SHEET 300x300 mm

96x96
 2TR 64x64

JOINT 4,0 (mm)




CORNER 236x236x190 mm

BORDER 422x190 mm



CASCAIS



C-1



C-2

SHEET 300x300 mm

96x96
 2TR 64x64
 4TR 93x93

JOINT 4,0 (mm)





Private Residence, Dublin - Ireland



Hotel Miramar, Madeira - Portugal




Hotel Narendra Bhawam, Bikaner, Rajasthan - India



Taberna Real, Madrid - Spain

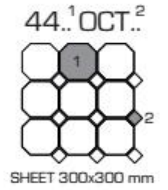

OCTAGON [4416 OCT 14]



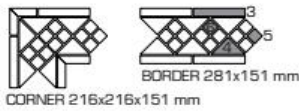
OCT 96x96
 DOT 29x29 (3D)
 JOINT 4,0 (mm)



OCTAGON CUSTOMIZED COMPOSITIONS




OCT 96x96
 DOT 29x29 (3D)
 JOINT 4,0 (mm)



- 1 - check the colours available in octagon 96x96.
- 2 - choose the dot colour.
- 3, 4, 5, 6, 7 - also inform required colours for the other components.


PORTREE BLACK



96x96
 OCT 96x96
 LOZENGE 96x44x52
 DOT 29x29 (3D)
 JOINT 4,0 (mm)




PORTREE BLUE



96x96
 OCT 96x96
 LOZENGE 96x44x52
 DOT 29x29 (3D)
 JOINT 4,0 (mm)




YORK YELLOW



OCT 96x96
 DOT 29x29 (3D)
 TR1/2 DOT 25x25
 JOINT 4,0 (mm)



YORK BLUE



OCT 96x96
 DOT 29x29 (3D)
 TR1/2 DOT 25x25
 JOINT 4,0 (mm)





Private Residence, Moscow - Russia



Kirsons Māja, Lido - Latvia



Singer House, St. Petersburg - Russia



Sinod and Senate Palace, St. Petersburg - Russia




Harat's Irish Pub, Blagoveshchenk - Russia



Private Residence, Moscow - Russia

LAS VEGAS




LA-3
 LA-1
 LA-2

SHEET 300x300 mm
 96x96
 2TR 64x64
 4TR 93x93

JOINT 4,0 (mm)

03 04 16 18

NOTTINGHAM



N-1
 N-2
 N-3

SHEET 300x300 mm
 96x96
 4TR 93x93

JOINT 4,0 (mm)

CORNER 164x304x120 mm

BORDER 422x120 mm

04 14 16 20 21

LISBON



L-3
 L-2
 L-1

SHEET 300x300 mm
 96x96
 2TR 64x64
 4TR 93x93

JOINT 4,0 (mm)

11 14 16 20 21

COIMBRA



SHEET 300x300 mm

96x96
 4TR 93x93

JOINT 4,0 (mm)

03 04 14 16 20 21

MAGIC SHEET




SHEET 300x300 mm

96x96
 4TR 93x93

JOINT 4,0 (mm)

01 06 29 30

SINTRA



S-1

SHEET 300x300 mm

96x96
 4TR 93x93

JOINT 4,0 (mm)

S-c S-b

BORDER 429x286 mm

CORNER 359x359x286 mm

13 16 18



La Madriñena, Madrid - Spain



Pub Britannica, Kaliningrad - Russia



Algarve Shopping, Albufeira - Portugal

ST. SEPULCHRE



SHEET 331x331 mm

4TR 93x93
 5STP 21x137
 TR1/4 DOT 20x20

JOINT 4,0 (mm)




CORNER 79x108x68 mm

BORDER 464x68 mm



TOMAR



SHEET 249x249 mm

OCT 96x96
 LOZENG 96x44x52
 DOT 29x29 (3D)
 TR1/2 DOT 25x25

JOINT 4,0 (mm)




CORNER 261x167x151 mm

BORDER 281x151 mm



CUBIC



SHEET 421x142 mm

96x96
 2TR 64x64

JOINT 4,0 (mm)




CORNER 216x216x151 mm

BORDER 280x151 mm



CUBIC YELLOW



SHEET 421x142 mm

96x96
 2TR 64x64

JOINT 4,0 (mm)





BORDER 392x51 mm

* Strips are supplied loose



DUBLIN



D-1 (50%)

D-2 (50%)


SHEET 247x494 mm

146x146
 6STP 29x146
 DOT 29x29 (3D)
 TR1/2 DOT 25x25
 TR1/4 DOT 20x20

JOINT 4,0 (mm)



MARVILA



BLUE

YELLOW

SHEET 247x494 mm

146x146
 6STP 29x146
 DOT 29x29 (3D)

JOINT 4,0 (mm)





Restaurant, Warsaw - Poland



Private Residence - Russia





Sinod and Senate Palace, St. Petersburg - Russia



Private Swimming Pool, Aveiro - Portugal

VENEZIA



SHEET 300x300 mm

OCT 96x96
 TR1/4 DOT 20x20

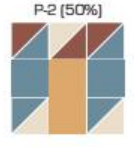

JOINT 4,0 (mm)



BORDER 280x127 mm

CORNER 121x260x127 mm

PRISMS



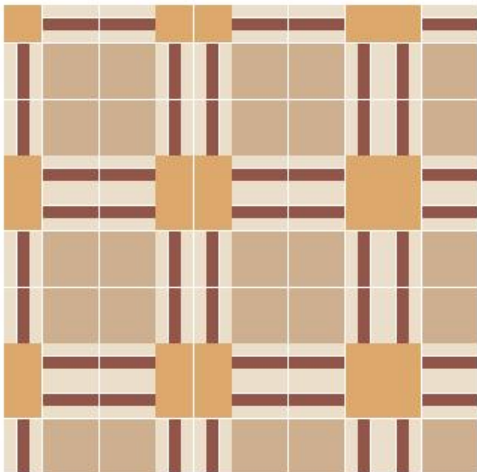
SHEET 300x300 mm

96x96
 4TR 93x93


JOINT 4,0 (mm)



1



MUMBAI




SHEET 250x250 mm

146x146
 96x96
 6STP 29x146

JOINT 4,0 (mm)



2



BALDONNEL



B-1 (50%)



B-2 (50%)

SHEET 300x300 mm

96x96
 64x64 (60)
 2TR 64x64
 1TR 45x45


JOINT 4,0 (mm)



BORDER 281x173 mm

CORNER 190x261x173 mm

NEW YORK



SHEET 300x300 mm

96x96
 4TR 93x93

JOINT 4,0 (mm)





Pousada dos Loios, Évora - Portugal



TopCer's Factory, Oiã - Portugal



Private Residence, Dublin - Ireland



Private Residence, Auckland - New Zealand



Temple & Sons, London - UK

GLASGOW




SHEET 283x283 mm

96x96
 4TR 93x93
 2TR 64x64

JOINT 4,0 (mm)



MANCHESTER




SHEET 293x293 mm

96x96
 2TR 64x64
 1TR 45x45

JOINT 2,5 (mm)



EDINBURG



SHEET 300x300 mm

96x96
 64x64 (6D)
 4TR 93x93
 2TR 64x64
 1TR 45x45

JOINT 4,0 (mm)



BRIGHTON




SHEET 300x300 mm

96x96
 64x64 (6D)
 4TR 93x93
 1TR 45x45

JOINT 4,0 (mm)



PARIS



SHEET 247x247 mm

OCT 96x96
 LOZENGE 96x44x52
 DOT 29x29 (3D)
 TR1/4 DOT 20x20

JOINT 4,0 (mm)




OXFORD



O-1
 SHEET 300x300 mm
 96x96, 4TR 93x93
 2TR 64x64



O-2
 SHEET 200x200 mm
 64x64 (6D), 4TR 93x93
 2TR 64x64, 1TR 45x45



O-3
 SHEET 200x300 mm
 96x96

JOINT 4,0 (mm)





Hotel Narendra Bhawam, Bikaner, Rajasthan - India



Hotel Narendra Bhawam, Bikaner, Rajasthan - India



Alex Restaurant at Bank, Gutersloh - Germany



Amundsen Bryggeri & Spiseri, Oslo - Norway




Alex Restaurant, Frankfurt - Germany



Auberge de la Jeunesse, Paris - France

MADRID



M-1 (50%)



M-2 (50%)




SHEET 240x480 mm

146x146
 6STP 29x146
 TR1/2 DOT 25x25
 TR1/4 DOT 20x20

JOINT 2,0 (mm)



PAMPLONA



SHEET 181x363 mm

146x146
 DOT 29x29 (3D)
 6STP 29x146

JOINT 4,0 (mm)



ST. PETERSBURG



TOPS



SHEET 350x58 mm

CENTER



EACH SHEET 175x350 mm

BORDER




SHEET 204x234 mm

TR1/2 DOT 25x25

JOINT 2,0 (mm)



TORONTO



T-1 (50%)



T-2 (50%)




SHEET 241x481 mm

96x96
 5STP 21x137
 4TR 93x93

JOINT 4,0 (mm)



TAMPERE



SHEET 300x300 mm

96x96
 4TR 93x93
 2TR 64x64

JOINT 4,0 (mm)

A (50%)

B (50%)

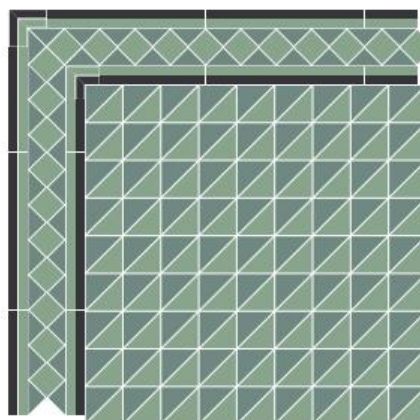


BORDER 280x201 mm

CORNER 240x240x201 mm



MELBOURNE



SHEET 300x300 mm

4TR 93x93

JOINT 4,0 (mm)



BORDER 280x201 mm

CORNER 240x240x201 mm





Brasserie Coup D'état, Paris - France



Private Residence - Finland



Restaurant Midi à sa porte, Reims - France



Castanheira de Pêra - Portugal

ODESSA 1



(AREA 0,06m²)
 OCT 96x96
 DOT 29x29 (3D)
 1TR 45x45
 TR1/2 DOT 25x25
 5STP 21x137
 JOINT 4,0 (mm)




ODESSA 2



(AREA 0,06m²)
 OCT 96x96
 DOT 29x29 (3D)
 1TR 45x45
 TR1/2 DOT 25x25
 5STP 21x137
 JOINT 4,0 (mm)




KIEV




64x64 (6D)
 DOT 29x29 (3D)
 TR1/2 DOT 25x25
 TR1/4 DOT 20x20
 LOZENGE 96x44x52
 JOINT 4,0 (mm)



KHARKOV



4TR 93x93
 JOINT 4,0 (mm)




RIGA



4TR 93x93
 2TR 64x64
 1TR 45x45
 JOINT 4,0 (mm)



VILNIUS



4TR 93x93
 2TR 64x64
 1TR 45x45
 JOINT 4,0 (mm)





Brasserie La Bombe, Paris - France




Restaurant Manger, Paris - France



Brasserie La Terrasse des Archives, Paris - France

MINSK



SHEET 300x300 mm

4TR 93x93
2TR 64x64

JOINT 4,0 (mm)



96x296

96x96

* Supplied loose



CORNER 283x190x194 mm

BORDER 279x194 mm

TALLINN



SHEET 332x166 mm

96x96
TR1/20 DOT 25x25
6STP (S)

JOINT 4,0 (mm)



BORDER 422x147 mm
CORNER 166x166x147 mm



PRAGUE



SHEET 300x300 mm

4TR 93x93
2TR 64x64
1TR 45x45



JOINT 4,0 (mm)



CORNER 283x190x194 mm

BORDER 279x194 mm

BAKU



SHEET 298x298 mm

2TR 64x64
1TR 45x45

JOINT 4,0 (mm)



BORDER 300x132 mm
CORNER 132x132x132 mm



ASTANA



SHEET 298x298 mm

2TR 64x64
1TR 45x45

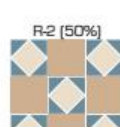

JOINT 4,0 (mm)



CORNER 240x240x201 mm

A (50%)
B (50%)
BORDER [A & B] 280x201 mm

ROMA



SHEET 300x300 mm

96x96
64x64 (6D)
1TR 45x45

JOINT 4,0 (mm)



BORDER 281x173 mm
CORNER 190x261x173 mm





Private Residence - Russia

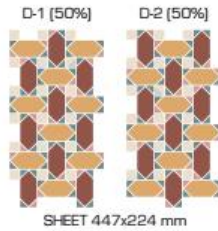



Private Residence, Moscow - Russia



Private Residence, Moscow - Russia

DUBAI



SHEET 447x224 mm

LOZENGE 96x44x52
TR1/2 DOT 25x25
TR1/4 DOT 20x20

JOINT 2,0 (mm)

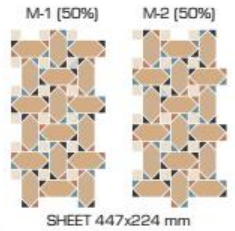
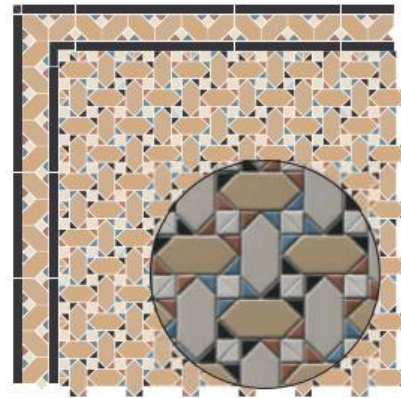


CORNER 166x166x122 mm

BORDER 422x122 mm



MUSCAT



SHEET 447x224 mm

LOZENGE 96x44x52
TR1/2 DOT 25x25
TR1/4 DOT 20x20

JOINT 2,0 (mm)



CORNER 166x166x122 mm

BORDER 422x122 mm



MANAMA



SHEET 296x296 mm

LOZENGE 96x44x52
1TR 45x45
64x64 (6D)



CORNER 166x166x122 mm

BORDER 422x122 mm



DOHA



SHEET 293x293 mm

LOZENGE 96x44x52
1TR 45x45




CORNER 259x166x147 mm

BORDER 279x147 mm




ABU DHABI



SHEET 296x296 mm

LOZENGE 96x44x52
1TR 45x45
TR1/2 DOT 25x25
DOT 29x29 (3D)




CORNER 166x166x147 mm

BORDER (A & B) 281x147 mm



VIENNA



SHEET 303x303 mm



SHEET 303x303 mm

1TR 45x45

JOINT 3,0 (mm)



CORNER 259x166x147 mm

BORDER 279x147 mm



SHEET 303x303 mm SHEET 303x303 mm

AMSTERDAM



A-1 (50%)



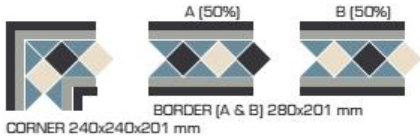
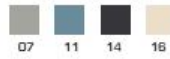
A-2 (50%)



SHEET 300x300 mm


96x96
 4TR 93x93

JOINT 4,0 (mm)



CORNER 240x240x201 mm

BRATISLAVA



B-1 (50%)



B-2 (50%)

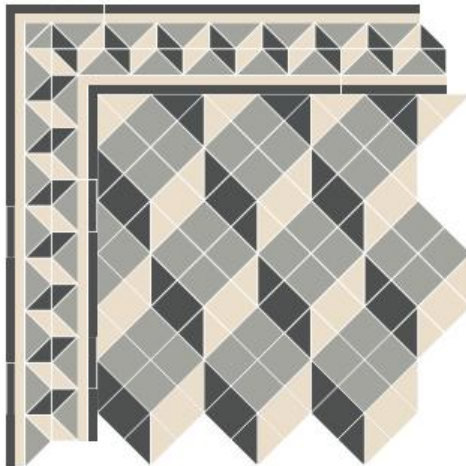
SHEET 188x375 mm

4TR 93x93
 5STP 21x137

JOINT 3,0 (mm)



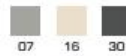
BRUSSELS



SHEET 300x300 mm
 (AREA 0,08m²)


96x96
 4TR 93x93

JOINT 4,0 (mm)



CORNER 400x261x241 mm

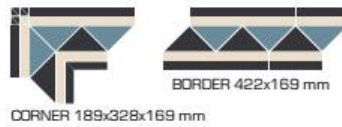
HONG KONG



SHEET 300x300 mm

OCT 96x96
 TR1/2 DOT 25x25

JOINT 4,0 (mm)



CORNER 189x328x169 mm

GENEVA



SHEET 303x303 mm


1TR 45x45

JOINT 3,0 (mm)



CORNER 165x305x120 mm

CANNES



C-1 (50%)



C-2 (50%)

SHEET 303x303 mm

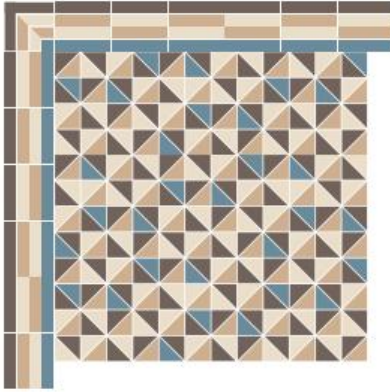
1TR 45x45

JOINT 3,0 (mm)



CORNER 300x300x141 mm

BUCHAREST



B-1 (50%)



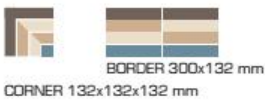

B-2 (50%)




SHEET 276x276mm

2TR 64x64

JOINT 3,0 (mm)



SOFIA



SHEET 276x276mm

2TR 64x64

JOINT 3,0 (mm)



POZNAN



SHEET 276x276mm

2TR 64x64

JOINT 3,0 (mm)



BUDAPEST



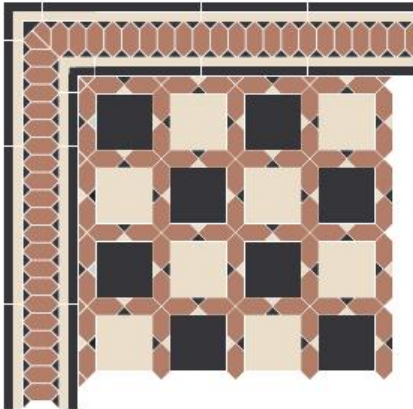
SHEET 276x276mm

2TR 64x64

JOINT 3,0 (mm)



FLORENCE



F-1 (50%)



F-2 (50%)


SHEET 393x196mm

146x146
 LOZENGE 96x44x52
 TR1/2 DOT 25x25

JOINT 3,5 (mm)



KALININGRAD



K-1 (50%)




K-2 (50%)

SHEET 393x196mm

146x146
 LOZENGE 96x44x52
 TR1/2 DOT 25x25

JOINT 3,5 (mm)



SIENA

SHEET 280x280 mm

1TR 45x45
5STP (S)

JOINT 2,0 (mm)

CORNER (I) 256x256x166 mm

BORDER 422x166 mm

CORNER (E) 256x256x166 mm

04 14 16

ISTANBUL

I-1(50%)

I-2(50%)

SHEET 280x280 mm

1TR 45x45
5STP (S)

JOINT 2,0 (mm)

CORNER (I) 256x256x166 mm

BORDER 422x166 mm

CORNER (E) 256x256x166 mm

03 04 20 29

INVERNESS

SHEET 336x336 mm

2TR 64x64
5STP (S)

JOINT 2,0 (mm)

13 16 18 28

CORNWALL

SHEET 336x336 mm

2TR 64x64
5STP (S)

JOINT 2,0 (mm)

07 15 30

WINDSOR

W-1(50%)

W-2(50%)

SHEET 336x336 mm

2TR 64x64
5STP (S)
64x64 (6D)

JOINT 2,0 (mm)

CORNER 331x237x241 mm

BORDER 281x241 mm

03 04 14 16

CHESTER

C-1(50%)

C-2(50%)

SHEET 336x336 mm

2TR 64x64
5STP (S)

JOINT 2,0 (mm)

CORNER 331x237x241 mm

BORDER 281x241 mm

11 14 16

NEWCASTLE

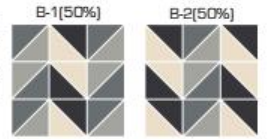



SHEET 300x300 mm

4TR 93x93
 96x96
 JOINT 4,0 (mm)

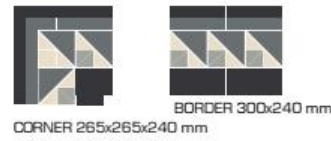



BIRMINGHAM




SHEET 300x300 mm

4TR 93x93
 JOINT 4,0 (mm)



BRISTOL




SHEET 300x300 mm

96x96
 4TR 93x93
 JOINT 4,0 (mm)



LEEDS



SHEET 300x300 mm

4TR 93x93
 JOINT 4,0 (mm)



NEWPORT




180°

SHEET 400x200 mm

96x96
 4TR 93x93
 JOINT 4,0 (mm)



DUNDEE



SHEET 300x300 mm

96x96
 2TR 64x64
 JOINT 4,0 (mm)



NIMES

SHEET 300x300 mm

64x64 (6D)
 4TR 93x93
 2TR 64x64
 1TR 45x45

JOINT 4,0 (mm)

BORDER 300x230 mm
 CORNER 265x265x230 mm

00 14 20 28

EVORA

SHEET 300x300 mm

4TR 93x93
 1TR 45x45

JOINT 4,0 (mm)

06 14 16 20 21 29

LILLE

L

SHEET 350x199 mm
 (AREA 0,06m²)

OCT 96x96
 DOT 29x29 (3D)
 64x64 (6D)
 2TR 64x64
 1TR 45x45

JOINT 4,0 (mm)

A (50%) B (50%)

BORDER [A & B] 280x201 mm
 CORNER 240x240x201 mm

11 16 18 21 27

AMIENS

A

SHEET 350x199 mm
 (AREA 0,06m²)

OCT 96x96
 DOT 29x29 (3D)
 2TR 64x64
 1TR 45x45
 TR1/2 DOT 25x25
 TR1/4 DOT 20x20

JOINT 4,0 (mm)

BORDER 281x194 mm
 CORNER 237x237x194 mm

11 16 18 21 27

ORLEANS

L (50%)

SHEET 350x199 mm
 (AREA 0,06m²)

A (50%)

SHEET 350x199 mm
 (AREA 0,06m²)

OCT 96x96
 DOT 29x29 (3D)
 2TR 64x64
 1TR 45x45
 TR1/2 DOT 25x25
 TR1/4 DOT 20x20

JOINT 4,0 (mm)

BORDER 280x201 mm
 CORNER 240x240x201 mm

11 16 18 21 27

AUCKLAND

SHEET 389x195 mm


LOZENGE 96x44x52
 1TR 45x45
 TR1/2 DOT 25x25

JOINT 4,0 (mm)

BORDER 421x169 mm
 CORNER 190x331x169 mm

11 16 21


SYDNEY



SHEET 389x195 mm


OCT 96x96
LOZENGE 96x44x52
DOT 29x29 (3D)
6STP (S)

JOINT 4,0 (mm)



CORNER 261x261x240 mm
BORDER 421x240 mm

BRUGES



B-1

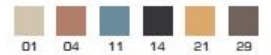


B-2

SHEET 389x195 mm

LOZENGE 96x44x52
1TR 45x45
TR1/2 DOT 25x25

JOINT 4,0 (mm)



MONACO




SHEET 212x212 mm

96x96
2TR 64x64
TR1/4 DOT 20x20
5STP 21x137

JOINT 3,0 (mm)



NICE



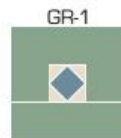

SHEET 424x212 mm

96x96
2TR 64x64
TR1/4 DOT 20x20
5STP 21x137

JOINT 3,0 (mm)



GREENWICH



SHEET 300x300 mm



SHEET 100x400 mm


96x96
64x64 (6D)
2TR 64x64
1TR 45x45

JOINT 4,0 (mm)



BORDER 422x237 mm
CORNER 259x259x237 mm

STOCKHOLM



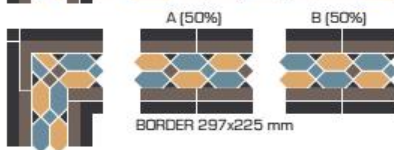
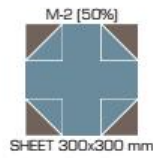
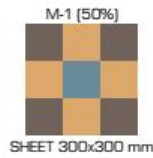
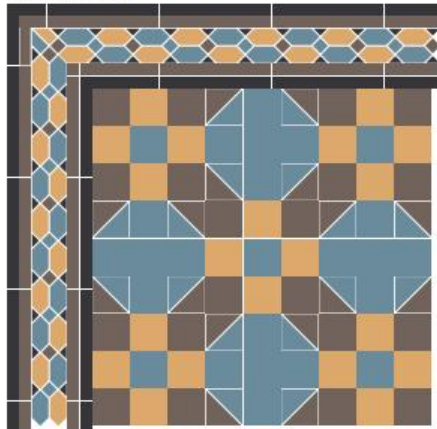
SHEET 328x328 mm

96x96
2TR 64x64
TR1/4 DOT 20x20
5STP 21x137

JOINT 3,5 (mm)




MELROSE



CORNER 315x255x225 mm




LOS ANGELES



LOZENGE 96x44x52
 DOT 29x29 (3D)
 JOINT 4,0 (mm)




DOVER



CORNER 257x257x235 mm



DERBY



96x96
 2TR 64x64
 JOINT 4,0 (mm)



CORNER 257x257x235 mm

SWANSEA





96x96
 2TR 64x64
 1TR 45x45
 JOINT 2,5 (mm)



CORNER 283x190x194 mm




TURIN



LOZENGE 96x44x52
 DOT 29x29 (3D)
 JOINT 4,0 (mm)



BERGEN



PINK



SHEET 295x295 mm

GREEN



SHEET 295x295 mm

LOZENGE 96x44x52
DOT 29x29 (3D)
TR1/2DOT 25x25

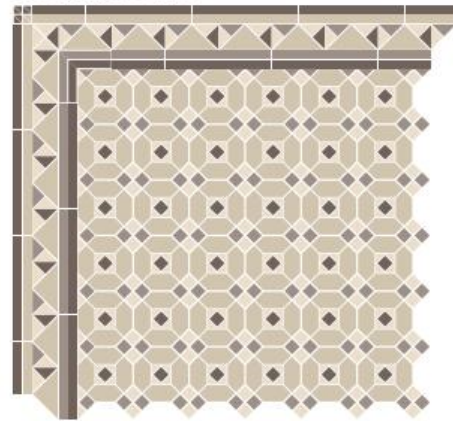
JOINT 4,0 (mm)



CORNER 283x190x194 mm

BORDER 279x194 mm

GOTHENBURG



SHEET 295x295 mm

LOZENGE 96x44x52
DOT 29x29 (3D)
TR1/2DOT 25x25

JOINT 4,0 (mm)




CORNER 190x331x169 mm

BORDER 421x169 mm



MIAMI




SHEET 300x300 mm

6STP 29x146
JOINT 4,0 (mm)



14

HELSINKI



SHEET 297x249 mm
(AREA 0,0739m²)

6STP 29x146
JOINT 2,5 (mm)



14 29

MALMO



SHEET 420x175 mm
(AREA 0,0736m²)

6STP 29x146
JOINT 2,5 (mm)




03 04 20 21

ODENSE




SHEET 277x277 mm

5STP 21x137
JOINT 2,0 (mm)



01 03 06 11 14 15 16 29

GRANADA



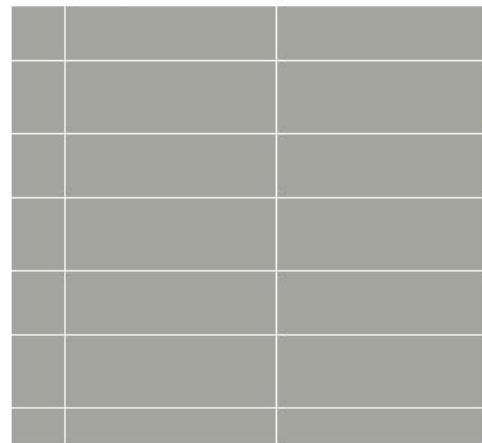
SHEET 431x246 mm

DOT 29x29 (3D)
JOINT 2,0 (mm)



01 03 06 07 16

BARCELONA



SHEET 419x292 mm

5STP 21x137
JOINT 3,0 (mm)



07



World Financial Center, NY - USA



Paul, Tower 42, London - UK




Hewing Boutique Hotel, Minneapolis - USA



Private Residence - Finland

WEAVE 6 STP




SHEET 240x240 mm
 (AREA 0,0576m²)

6STP 29x146
 TR1/2DOT 25x25
 JOINT 2,0 (mm)



WEAVE 5 STP




SHEET 216x216 mm
 (AREA 0,0466m²)

5STP 21x137
 DOT 29x29 (3D)
 JOINT 4,0 (mm)



ALASKA



SHEET 300x346 mm

ANCHORAGE




SHEET 300x346 mm

6STP 29x146
 5STP 21x137

JOINT 4,0 (mm)



OSLO



SHEET 300x315 mm
 (AREA 0,0945m²)

OSLO 1



SHEET 300x315 mm
 (AREA 0,0945m²)

71x146
 6STP 29x146

JOINT 4,0 (mm)



VANCOUVER




SHEET 395x204 mm
 (AREA 0,0806m²)

5STP 21x137
 JOINT 3,0 (mm)



VALENCIA



SHEET 295x295 mm
 (AREA 0,0870m²)

64x64 (6D)
 DOT 29x29 (3D)
 JOINT 3,0 (mm)



LOZENGES ON MESH

HOLLYWOOD




SHEET 284x305 mm
 (AREA 0,08662m²)

LOZENGE 96x44x52

JOINT 4,0 (mm)



SAN FRANCISCO



SHEET 284x305 mm
 (AREA 0,08662m²)

LOZENGE 96x44x52

JOINT 4,0 (mm)



SAN DIEGO



SHEET 284x305 mm
 (AREA 0,08662m²)

LOZENGE 96x44x52

JOINT 4,0 (mm)



SEATTLE




SHEET 284x305 mm
 (AREA 0,08662m²)

LOZENGE 96x44x52

JOINT 4,0 (mm)



PORTLAND



P-07

SHEET 284x305 mm
 (AREA 0,08662m²)




P-14

SHEET 284x305 mm
 (AREA 0,08662m²)

LOZENGE 96x44x52

JOINT 4,0 (mm)



P-15

SHEET 284x305 mm
 (AREA 0,08662m²)



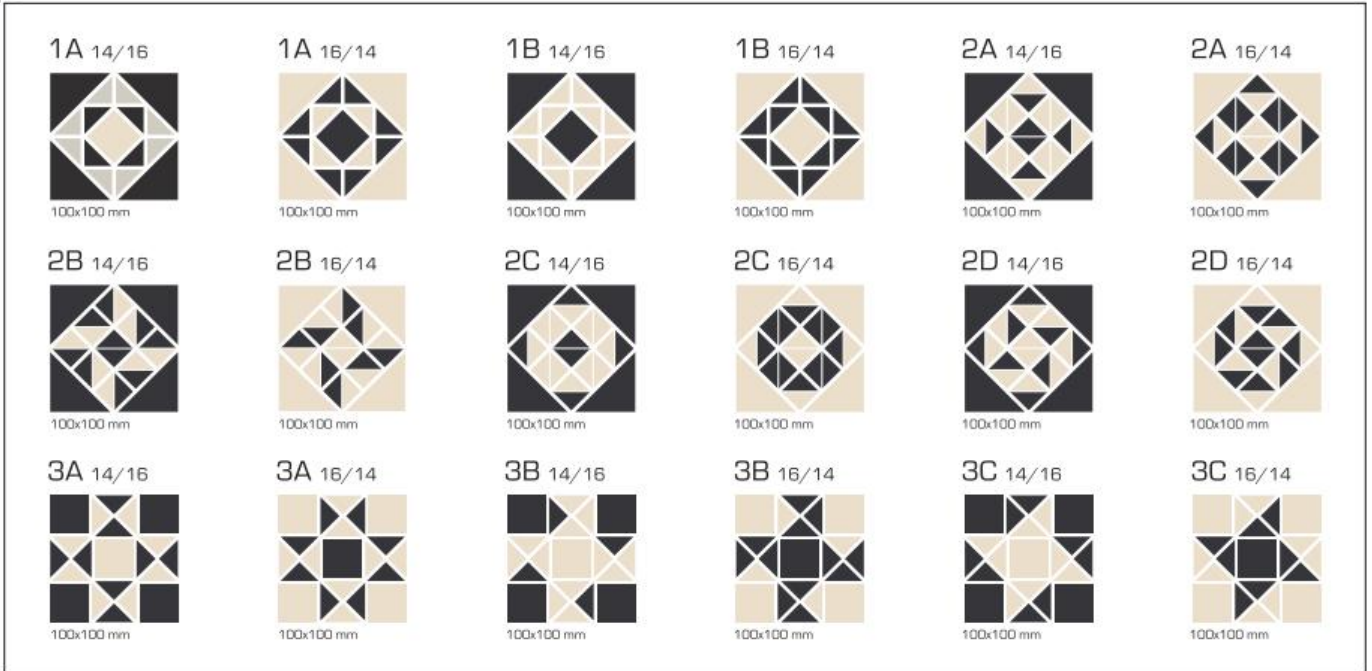
P-16

SHEET 284x305 mm
 (AREA 0,08662m²)


LOZENGE 96x44x52

JOINT 4,0 (mm)





Eurovite showroom, Ede - Netherlands



Examples of uses



School, Antwerpen - Belgium




Nando's, Colchester - UK



Velskolan, Leirikeskus - Finland

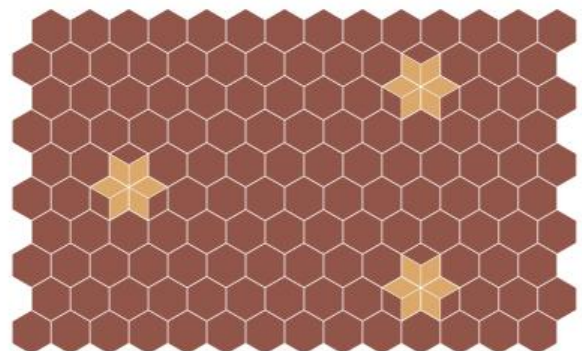


World Food Restaurant, Heathrow Terminal 2 - UK




DAMAN

LOZ 50x100x57
SHEET 206x206 mm





DIU

LOZ 50x100x57
SHEET 206x206 mm




MALACA

HEX 10x10
1/2 HEX 115x50x57
LOZ 50x100x57
TR57EG
SHEET 309x309 mm




TIMOR

HEX 10x10
LOZ 50x100x57
TR57EG
SHEET 309x309 mm



MACAU

1/2 HEX 115x50x57
LOZ 50x100x57
SHEET 309x309 mm




GOA

LOZ 50x100x57
SHEET 206x206 mm



LOZ 50x100x57*
*Supplied loose



PANJIM

LOZ 50x100x57
SHEET 206x206 mm



LOZ 50x100x57*
*Supplied loose

*Hexagons 10x10 (100x115x57) are supplied loose (1 carton = 100 pieces = 0,92m2) with advisable laying joint of 3 mm.



Private Residence, Moscow - Russia



Aida Blu Cruiser Ships



Chocolate Café, St. Petersburg - Russia



Grand Café Den Tegeleir - Belgium



The Liffey Restaurant, Minnesota - USA



The Thirsty Bull Pub, Tyrrelstown, Dublin - Ireland



Restaurant Vertigo, Nyack, New York - USA



Irish Pub Durty Nelly's, Halifax - Canada



Diebels, Wuppertal - Germany



Brasserie Coup D'état, Paris - France



The Penny Hill Lounge, Dublin - Ireland



El Principal Cafeteria, La Coruña - Spain



Bistrot Quai - France





Singer House, St. Petersburg - Russia



Google Headquarters - Singapore



Latvijas Banka - Latvia



Private Residence - UK



TopCer's Factory, Diã - Portugal



Fruehauf - Germany



Alex Restaurant, Frankfurt - Germany



Pestana Palms, Madeira - Portugal



Alex Restaurant, Karlsruhe - Germany



Sinod and Senate Palace, St. Petersburg - Russia



Oliver Gold Smith (The Trinity Arch Hotel) - Ireland



Irkutsk



Rostov-on-Don



St. Petersburg



Ukhta



Nichnekamsk



Samara

CONTEMPORANEOUS SERIES



Cabrillo Boulevard, Santa Barbara, CA - USA



Indústria de Cerâmica, S.A.

www.topcer.com

EXPORT OFFICE:

Largo da Estação, 8 - 2ª Fte - 2750-340 Cascais • Portugal
Tel. +351 214 844 788/9 - Fax +351 214 841 091
Email: lx@topcer.com

FACTORY:

Rua do Monte Grande 10,
Zona Industrial de Oia - 3770-068 OIÁ • Portugal
Tel. +351 234 722 395 - Fax +351 234 722 397
Email: av@topcer.com

COMPETE
2020

PORTUGAL
2020

